



2021 ISDE TEAM GUIDEBOOK



Aug 30th – Sept 4th, 2021



Contents

INTRODUCTION	3
THINK TEAM.....	3
RIDER COMMITMENT	3
TEAM MANAGEMENT	4
RIDER REQUIREMENTS.....	5
IMPORTANT DEADLINES.....	7
RIDER’S BEHAVIOR	8
DRUG TESTING.....	8
TRAVEL PACKAGE.....	8
ISDE ORGANIZER.....	8
RIDER AND SUPPORT CREW GUIDELINES	9
ISDE RULES	11
HINTS AND TIPS	12
HELMET – PAINT AND DESIGN	15
YOUR MOTORCYCLE.....	19
SHIPPING YOUR MOTORCYCLE & GEAR.....	20
SPECIAL THANKS TO:.....	24

INTRODUCTION

The International Six Day Enduro (ISDE) is the annual FIM Enduro World Championship for National Teams.

Each country participating in this event is authorized to have four riders representing the World Trophy Team, three riders under the age of twenty-three representing the Junior World Trophy Team, three female riders representing the Women's World Trophy Team, and three riders for each Club Team entered to represent their country.

The World Trophy is determined by totaling the team's individual rider's score each day for six days. The team with the highest number of riders finishing the event, not counting the fourth with the lowest team score after 6 days being the winner.

The Junior World Trophy is determined by totaling the team's individual rider's scores each day for six days with the lowest team score after 6 days being the winner.

The Women's World Trophy is determined by totaling the team's best *two* individual riders scores each day for six days with the lowest team score after 6 days being the winner.

The Club Teams will score all three riders each day, and again, after 6 days the lowest combined score is the winner.

THINK TEAM

If you know you can add something to the team effort in any position, let us hear from you. For additional TEAM information and requirements please review the following pages completely.

RIDER COMMITMENT

By accepting a position on the U.S. ISDE Team, a rider agrees to bring to the ISDE the highest level of commitment. The funds raised to finance the ISDE team come from the hard work of volunteers all over the U.S. In return for this effort, team members must have the commitment and desire to do their best for their Country and Team. They must also be willing to commit to assisting in the fund raising effort.

TEAM MANAGEMENT

AMERICAN MOTORCYCLIST ASSOCIATION

1. Member of team selection committee.
2. Issues FIM licenses for team members.
4. Process ISDE entry forms.
5. Coordinate travel and shipping for team.
6. Administrator of the rider and team support funds.

FIM JURY DELEGATE – Michael Jolly - AMA

1. Member of team selection committee.
2. FIM Jury Delegate for the American riders.
3. Work with FIM Jury on any rule or time issues, penalty or protest.

TEAM DIRECTORS – Antti Kallonen and Robert Pearce

1. Member of team selection committee.
2. Responsible for overall team direction and operations.
3. Schedule and conduct team meetings.

PADDOCK MANAGER – Jay Hall

1. Member of team selection committee.
2. Manage all support and service activities including riders and team mechanics/minders.

VOLUNTEER & OUTCHECK MANAGER – Jeff Fredette

1. Member of team selection committee.
2. Align the support staff with their duties.
3. Coordinate and direct check captains/crews.

RIDER REQUIREMENTS

1. Each rider wishing to be considered for the US ISDE team shall file an ISDE Letter of Intent (LOI) prior to participating in their first qualifier. Blank LOI's will be available and can be submitted at the qualifiers.
2. Each rider that wishes to participate in the ARAI HELMET program must complete the ARAI section on the LOI before their first qualifier. They must wear an ARAI helmet during the season and at the qualifier and must wear the ARAI team helmet at the ISDE, if they qualify. They may not wear a competitor's helmet during the 2021 season.
3. All Trophy, Junior Trophy, Women's Trophy and Club Team Riders must wear matching jerseys during the whole event including Opening and Closing ceremonies. This is an FIM rule and must be respected. Jerseys are provided, all team members must wear them during competition and ceremonies.
4. Each rider selected for the team must arrange for a motorcycle to be available for the event along with spare parts. They can either ship a motorcycle to the location of the team shipping container or "rent" a motorcycle from any of the manufacturers that will have them available at the event.
5. All U.S. ISDE Team Members must stay in the hotel(s) established by the AMA tour package at your own expense. This is to facilitate team meetings and create a "one-team culture".
6. Each team member must agree to bring at least one other support person willing to work with the overall Team effort, by assisting at the checkpoints/gas stops.
7. All riders must be prepared to perform all maintenance on their machine during the competition. Learn and practice the skills needed to personally service and repair your machine including tire changing before arriving at the ISDE.
8. Each rider must provide the proper technical information required such as bore and stroke of their motorcycle for proper impounding during technical inspection day.
9. Each rider must have a valid driver's license from the state in which they reside, plus if you are shipping a motorcycle, the title and or registration (originals, no copies) and license plate to the state the motorcycle is registered in. This will be required at Administrative and Technical Inspection. You will also be required to purchase liability insurance at the event. If you rent a bike this is included in the rental fee. If you are unable to license your motorcycle in your state please contact Michael Jolly for help with solutions.

10. You will be responsible for all personal expenses. Funds raised for the ISDE Rider Support Fund will be used to support the team.
11. You will be expected to be available to participate in Fund Raising functions whenever possible.
12. The primary method of contact between the AMA and you will be by email. Make sure we have a correct, current, email address for you. We also need a shipping address for you that will be good until your departure date.
13. Communication at the ISDE- the Hotel will have Wi-Fi but it's not always the best. It is recommended for riders to get a foreign phone plan. Email updates will be sent out during the event. WhatsApp is used as a method of communication and has worked very well at previous ISDE. We recommend downloading the app.
14. All riders must assist in unloading of the container and setup. All riders must assist in the loading of the container at the conclusion of the event.
15. Your bike must fit the class requirements for engine size, non-compliance will penalize entire team.

IMPORTANT DEADLINES

- June 4** Complete U.S. ISDE Team announced.
- June 21** AMA tour package registration closes for riders, family, support, and volunteers. Book early, late enrollment will not be accommodated.
- A complete, itemized list (using MS EXCEL format) of the contents of your shipping crate must be submitted to mjolly@ama-cycle.org. If you are shipping a motorcycle, you must send a copy of Title/Certificate of Origin.
- June 25** Your crate must arrive in Ohio to be loaded into container. See Rider Guidebook.
- July 30** Approximate Entry Fee for Trophy and Club Rider **\$1125**, Women **\$935**; FIM License/insurance fee of **\$350** for Men's Trophy Teams and **\$325** for Women's and Club Teams; Third Party liability insurance **\$85** due. **These fees must be submitted along with your FIM licensing paperwork to** Olivia Davis odavis@ama-cycle.org (614) 856-1910, ext. 1212 13515 Yarmouth Drive, Pickerington OH 43147
- ISDE Support Fee of approximately **\$2200** due. Rider will be invoiced for fees due.
- Aug. 23** Arrive in Italy, unload container, setup and prep motorcycles.
- Aug. 26** Administrative Inspection/Rider Registration begins. Technical Inspection and Impound of motorcycles begins.
- Aug. 28** Opening Ceremonies
- Aug. 30** 95th ISDE begins.
- Sep. 4** 95th ISDE ends, all riders and support staff load container. Closing ceremony and presentation of prizes.

RIDER'S BEHAVIOR

During the entire trip, event riders, their family and or friends must keep in mind that they are representing the USA and the USA ISDE Team.

If, during the course of the trip or on the trail itself, a rider, their family and/or friends behavior becomes detrimental to the team effort, that rider may be removed from the team and not allowed to begin or complete the event.

DRUG TESTING

The FIM conducts random drug tests at the ISDE. Any rider who feels there is a chance that he/she may not pass the drug test should inform the AMA, the Jury Delegate or the Team Manager before he/she accepts a position on the team.

TRAVEL PACKAGE

Hotel and Meal accommodations have been arranged by the AMA.

Michael Jolly is our travel contact.

phone: 740-418-7007

email: mjolly@ama-cycle.org

USA Team Riders must stay at the team hotel.

The hotel is <http://www.hoteleridano.com/cms/>

A link will be emailed when available to book AMA Tour Package

ISDE ORGANIZER

The event organizer web site.

<https://fim-isde.com/>

The AMA Website will contain updates as they become available.

<https://americanmotorcyclist.com/isde/>

RIDER AND SUPPORT CREW GUIDELINES

SUPPORT CREW CAN DO:

1. Mix designated amount of 2-stroke oil with approved unleaded gas available, in a pre-mix gas can.
2. Must have an environmental mat under motorcycle while refueling, filling with oil, basically any work on motorcycle
3. May take off gas cap, fill the gas tank, replace the gas cap.
EXCEPT YAMAHA GAS CAP SEAT FLAP.
4. Servicing crews using hand tools are allowed to empty and refill the engine and gearbox oil and remove and replace oil filters: open and close the filling cap of the engine and gearbox oil, screw and unscrew the engine and gearbox oil cap/plug, screw and unscrew the cap/screw of the oil filter protection and change the oil filter.
The Skid plate must be removed (if necessary) by the rider.
5. May take radiator cap off, fill with fluid, replace cap.
6. May fill the brake reservoir with brake fluid, front or rear, and assist in bleeding the brakes.
7. Motorcycles may be cleaned at any time check... riders may use any equipment available other than pressure cleaning apparatus. Assistance is authorized for cleaning the number plates and the sponsor stickers situated on the plastic parts of the motorcycle with the aid of a cloth or sponge.
8. A laptop or other electronic apparatus can be used by a mechanic, **but only the rider can plug in/take out the cable to the motorcycle.** These instruments can be powered by electricity or batteries.
9. Bring a digital watch for yourself and a spare for your rider.

RIDERS CAN DO:

1. May proceed to the entrance of the impound area to wait for your number to be called. Once you get your bike **do not do anything** in the impound area, no time card, score cards, transponders can be installed in Impound.
2. May push your motorcycle into the morning work area when they call your number, 10 minutes before your scheduled start time, to complete work on your motorcycle.
3. May stop and render first aid to a seriously injured rider, without penalty. Let Michael Jolly or Robert Pearce know if this happens.

4. May change any unmarked part anywhere on the course, but may only receive spare parts and tools in the service areas.
5. Can change tires only at the work area at the end of the day, or in the morning work area.
6. May use self-contained power tools i.e. battery powered drills/impact drivers etc.
7. You will have 15 minutes to work on your motorcycle between the Pre-Finish check, and the final time check of each day. i.e. Parc Ferme work area.
8. May enter the final check, (Parc Ferme Impound) on any day up to 14 minutes and 59 seconds early, without penalty.
9. THANK YOUR VOLUNTEER SUPPORT CREWS!

SUPPORT CREW CANNOT DO:

1. Cannot give "outside assistance" or come in contact with the motorcycle, UNLESS performing one of the previously talked about functions. (See Can Do's)
2. Cannot bleed air from suspension or add/remove fork oil or suspension fluid.
3. Cannot lube chain! Rider only - always - and only at service checks with assistance, with environmental mat under the motorcycle.
4. Cannot touch motorcycle including handlebars and the seat. Motorcycles may only be touched to wipe sponsor stickers.

RIDERS CANNOT DO:

1. Do not alter your rider number, or background, given to you by the organization, in any way. If you wish to have graphics made the backgrounds are as follows; however you are required to run the organizer supplied numbers.

The number plates for the FIM ISDE will be as follows:

Class	Background color	Number color
World Trophy	Red	White
Junior World Trophy	Green	White
Women's World Cup	Purple	White
Other (Club Teams)	Yellow	Black

2. Do not work on your motorcycle in the Parc Ferme impound area- penalty = DQ (Including time/score card and transponders)
3. Do not touch the motorcycle of another rider in the impound area - penalty = DQ

4. Do not start your motorcycle in the ParcFerme Impound area- penalty= DQ or in the morning work area.- penalty= 5 minutes
5. Do not work on your motorcycle in the morning start area (start platform).
6. Do not stop between the yellow flags and the control table (clock) - penalty = one (1) minute.
7. Do not carry gas outside the gas tank - penalty = DQ.
8. Do not ride against the arrows, i.e. ride in the wrong direction. You may walk your bike.
9. Do not leave the motorcycle running while refueling - penalty = DQ.
10. Do not exceed the max noise limit by 1 decibels after the start. 1st penalty = 1 minute; 2nd penalty = exclusion. Can replace pipe/silencer in extra 30-minute work time, if requested, between final time check and impound.
11. No pressure cleaning of motorcycles until after the event, (support crew too).
12. No electrical (except for air compressor), or air powered tools. No remote connection-support crew too. **Battery powered tools are ok.**
13. Do not be belligerent, or in any way unkind to the volunteer support crew. If you are, you will be asked to pit elsewhere.

ISDE Rules

It is required that riders wear either suit or trousers and long-sleeve shirt, chest and back protectors.

It is required that all protective devices are clearly marked with the relative norms and comply with the following standard:

- EN 1621-1, Level 1 or 2, for shoulders, elbows, hips and knees
- EN 1621-2, Level 1 or 2 for the back: CB (Central Back) and FB (Full Back)
- EN 1621-3, Level 1 or 2, for the chest or EN 14021*

*The chest protectors according to EN 14021 are allowed until 31.12.2021..

The handlebars must be equipped with a protection pad on the cross bar. Handlebars without a cross member must be equipped with a protection pad located in the middle of the handlebars, covering widely the handlebars clamps.

Exposed handlebar ends must be plugged with a solid material or rubber covered.

Levers – don't cut the balls of your levers the ends must be rounded

Brush Guards -When hand protectors are used, these must be made of a shatter-resistant material and have a permanent opening for the hand.

Kickstand - regulations **REQUIRE** your motorcycle has a kickstand attached. There are many brands to choose from. **GET ONE AND MOUNT IT SECURELY!**

A guard must be fitted to the countershaft sprocket in such a way that protection is provided for and covers both lower and upper chain runs. This aims at protecting from trapping hands and feet.

A chain guard must be fitted in such a way to prevent trapping between the lower chain run and the final driven sprocket at the rear wheel.

Silencer - that meets 114 dB/A. At 2 meter max **VERY IMPORTANT!**

Lights - Your motorcycle must have working lights including a brake light activated by front or rear brake. At the ISDE there may be a lot of road riding and lights will help you be safe. There are ways to get minimal lights but if this is your first time we suggest you get good, bright lights. You may need the light on dark trails late in the day. Headlight on at all times.

Ground Cover - Environmental mats are **REQUIRED**. (We will supply enviro-mats for the checks and service areas).

REMEMBER: LUBING YOUR CHAIN OVER BARE GROUND IS CAUSE FOR DISQUALIFICATION!

HINTS AND TIPS

The bottom line is simple: If there are things you want and are used to...**BRING THEM!** Don't expect **ANYTHING** will be there and you won't have to worry about what might not be available. Some things in foreign countries are a lot harder to find than in the U.S.

MARK ALL OF YOUR TOOLS, EQUIPMENT WITH A UNIQUE, BRIGHT PAINT! Use a magic marker and put your rider number on **EVERYTHING!** We have team tools for everyone to use, but if you feel more comfortable with your own, bring them.

Riders should bring a fanny pack with enough tools to do any trail-side repair that may become necessary. It would also be advisable to bring/send some basic spare parts;

i.e. brake pads (a few sets), spare air filters (one for each day), handle bars, levers, grips, sprocket, master links, and anything else that you feel you might need.

Transponder- If you have a mylaps style transponder holder bring it with you if not you will be forced to buy one at Admin ~15 euros

Paperwork: Valid U.S. Passport, FIM License, FIM Anti-Doping Code form, Medical Insurance Certificate. An International Driver's License (available at AAA) is suggested for driving a rental car. We suggest making copies of your driver's license and passport to carry during six days it also good to carry local currency with you during Six Days.

Food – Italy may or may not have your favorite foods and beverages. Bring powdered Gatorade, your favorite peanut butter, cookies, Powerbars and any other “comfort food” that makes you happy. Don't expect to find it there!

Do not pack food in your crate!

Checks will be supplied with basic foods from local grocery stores. Fruits, Candy, Sandwiches, Water.

Motorcycle Equipment and Supplies - If you have a European brand, most parts can be obtained from the factory representatives there, BUT they have been known to run out. If you have a Japanese brand you better plan on bringing everything you might need.

Tires – Run **Bib-Mousse or Tire Balls**. Order your tires and mousses from Metzler and pick them up at the ISDE. Tubes are just not an option anymore. Bring a Tire Marker to place your name on your tires. Tires all look alike, mark them!! As soon as the Metzler order forms are available, we will forward to you.

Rabaconda tire changing machines will be the tire changer used by the U.S.A team. Get one and practice with this system. If you are not comfortable with this system you will need to bring your changer.

Fluids –Spectro Oils is the Official Lubricant of the US ISDE Team and will be providing lubricants for your use during the ISDE.

Brake Fluid - Make sure your motorcycle has **BRAND NEW BRAKE FLUID!**

Speed Bleeders - These will save you time and effort. Invest in a set!

Brake pads and rotors - Bring enough front and rear brake pads for a fresh set each day and you should seriously consider a solid rear brake rotor.

Consider running a rivet chain. Mud and the big mileage will wear out master-link clips. Bring extra master-links and an extra chain! Make sure you bring a chain breaker if you are running a riveted chain.

CHECK THE SPOKES (Bring a spoke wrench for the motorcycle you will be riding)

Air Filters - bring extra air filters at least 1 per day and extra filter cages

Motorcycle Stand – U.S. ISDE Team has stands but you have to lift the motorcycle. If you have a foot “jack-stand” you may want to bring it.

Course Foam - helps keep mud out so you may fill areas of skid plate and between rear brake and cases.

Spares - Levers, cables, foot pegs, kick-starter, pipe, and if you have access, complete brake assemblies so they can be rapidly changed if needed.

Try to get some riding time on ECO DOT approved tires. They lack knob height (13 mm max.) and learning to ride on these tires is one of the more difficult things to get used to. You need to rely on momentum, not engine torque. Set your computer for kilometers. Start thinking in kilometers or “klicks.”

Learn to change tires with confidence. PRACTICE, practice, practice! Get axle handles ESPECIALLY for KTM and other large “hollow” axles. Buy the bearing covers that stay on the wheel, chain adjusters that stay in the swing arm. Team U.S.A will have enough Rabaconda tire changers for the team, if you’re more comfortable with your own tire stand and tire tools... bring them. Bring an axle nut wrench (1/2" drive socket and ratchet for speed) to fit your front and rear axles. Bring a liquid paint pen. Paint your name and directional arrow on tires so you can see it easily.

At the Six Days, there is a basic work “plan”.

- End of the day: change both tires
- Morning work period: change air filter, go over motorcycle
- First check: change engine/gear box oil (if needed)
- Be focused: work steadily, BUT TRY NOT TO RUSH! Make every effort count, haste makes waste!

Bring four (5) easy to identify bags (with your name and rider number on them) to put at the checkpoints on the course (taken to the checkpoints by the check crews daily and replenished by you nightly). These bags will hold your power bars, energy drink, extra goggles, gloves, air filter, etc.

Bring warm riding and rain gear and an extra set of boots so that you will have a dry pair at the beginning of every day. While there is laundry service, it is typically SLOW, so bring what you can for clothing changes.

Helmet – ISDE Paint design

Trophy, Junior and Women's Trophy Team and ALL Club Team member helmets MUST be painted to comply with FIM regulations. Blue with 2 white bands (para. 01.73 of the FIM Technical Rules) with the flag of the USA on the sides. The two (2) stripes used to be just off center to the right - parallel to each other, hence the term "skunk stripe". Over the years the two (2) parallel stripes turned in to a V - with the open portion of the V in the front. The blue color is a darker sky blue with two (2) - 1" white stripes in a V down the center. If you qualified for the Arai helmet program, they will come painted. USA Flag decals (provided) must be affixed to each side of your helmet. This is an FIM rule and must be respected.

Helmet - Bring a spare helmet that you could wear in case something should happen to your primary helmet. Make sure it is at least Snell 2015 approved and has the tag/label to prove it. DOT helmets are **not** valid. U.S. ISDE Team members must have their helmet painted in the USA colors/design. See the Appendix.












Helmet – Approval Marks:

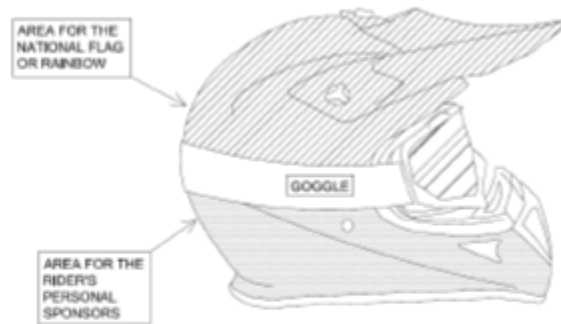
Helmets must conform to one of the recognised international standards:

EUROPE	ECE 22-05 or ECE 22-06 (only "P" type)
JAPAN	JIS T 8133:2015 (only "Type 2 Full face")
USA	SNELL M 2015 or SNELL M 2020D or SNELL M 2020R

Examples of labels are reported below:

EUROPE	 <p>a = 8 mm min.</p> <p>051406/P-1952</p>	 <p>a = 8 mm min.</p> <p>061406/P-1952</p>
JAPAN	 <p>Protective helmet for motor vehicle users T8133:2015 Class 2 Certification No. XX0000000 Label serial No. 000000000 XXX Manufacturer's name <small>(Trade mark of certification body)</small></p>	
USA	 <p>M 2015</p> <p>SAMPLE</p>	 <p>SAMPLE OF THIS HELMET MODEL HAS PASSED THE SNELL STANDARD AND IS SO CERTIFIED.</p> <p>SNELL® MEMORIAL FOUNDATION</p>
	 <p>M 2020R</p> <p>SAMPLE</p>	 <p>SAMPLE OF THIS HELMET MODEL HAS PASSED THE SNELL STANDARD AND IS SO CERTIFIED.</p> <p>SNELL® FOUNDATION</p>
	 <p>M 2020D</p> <p>SAMPLE</p>	 <p>SAMPLE OF THIS HELMET MODEL HAS PASSED THE SNELL STANDARD AND IS SO CERTIFIED.</p> <p>SNELL® FOUNDATION</p>

The rider's personal sponsors may be part of the overall graphics or displayed in a separate and dedicated area below the goggles strap (usually horizontal). The helmet model of each of the riders of a team may be different, but the graphics must have a similar visual appearance.



The overall graphics on the helmet must always be approved, in any case, by the FMN of the team.

Whenever a team is using a helmet and there is a case of *force majeure* (e.g. change of rider, broken helmet, etc.), the helmet in question can be replaced by any other helmet, provided that it complies with the FIM Technical Rules for the current year and has been presented to the Technical Stewards of the event.

YOUR MOTORCYCLE

Once you are selected for the team you must make arrangements to provide a motorcycle for your use in the event. Several manufacturers' rent motorcycles through special programs or you may ship your motorcycle to the event location using the Team Container. Information on rental programs will be posted on the AMA ISDE website at <https://americanmotorcyclist.com/isde/> as it becomes available. In addition to shipping the motorcycles and other equipment in this container it also includes a workshop, tools, checkpoint and paddock equipment, rider storage space, etc.

It would be advised to start the ISDE with a new or barely broke in motorcycle. Over the years there have been many bikes not make the full event because something wore out that wasn't updated. Your bike will tally up 35 to 40 hours at the ISDE and you can ride it next year to start the year.

Your motorcycle (if shipping) and gear/crate must be received by **June 25th** to be included in the container.

Ship motorcycles/gear/etc. to:

Amanda Mastin
12004 Route 64
Whitehouse, OH 43571
419-877-5351 or montesa75@aol.com. Keep in mind that she is on Eastern time.

SHIPPING YOUR MOTORCYCLE & GEAR

You must provide a complete list of everything in your shipping box. This would include but is not limited to Motorcycle (make, model serial # with Title), spare tires, riding boots, jerseys, pants, wrench set, screwdrivers, sockets and ratchet, tool box, and anything else you have included in that container.

Everything that is shipped must be returned to the U.S. in the container (this includes used tires). Make sure you have ALL the paperwork required for your motorcycle, even if you are renting. Make sure your arrangements include the proper paperwork. This means an (original title or certificate of origin, which has the raised state embossed seal on it) proof of insurance, registration and a license plate. Make sure you have both a proper license plate and motorcycle registration. You will be required to show them. You need to have a WATERPROOF envelope for your motorcycle credentials.

Documents required for motorcycle export clearance (and re-import clearance): Send these documents with your Container Packing List to Michael Jolly mjolly@AMA-racing.org

- Copy of Title issued by dept. of motor vehicles or copy of manufactures certificate of origin
- If Foreign-owned, owner must provide original Foreign Title in English and two copies.
- For dealer-owned motorcycles: dealer's invoice, and manufacturer's statement of origin. Manufacture's letter must also verify VIN numbers, motorcycle name and model number, etc. of motorcycles being shipped along with permission to take the motorcycle out of the country.
- If there is a lien on the motorcycle you must have a letter from the lender allowing the motorcycle to be taken out of the country for competition.

There CANNOT be any dirt, grass or natural debris on or in your motorcycle, tires, tools, stand, and gear – even inside of your airbox. Should there be any items of contamination or un-treated wood; the entire container may be quarantined, jeopardizing the US Team effort. Motorcycle crates and containers must be in like-new condition. You and your crew must understand how serious this is and do your cleaning and preparation properly in advance. Make sure the gas tank is empty and the battery is disconnected.

Shipping Crate - Full Size Crate: Your crate may be no larger than 74" long X 24" wide X 45" high (includes skids of at least 1 ½" in height)*.

**These are all outside dimensions.*

If you are not shipping a motorcycle, the maximum crate/box size is: 38" long x 24" wide x 45" tall (includes skids of at least 1 ½" in height).

While the container is 40 feet long, it is not so large when you try to fit all of the things that are needed to run a race team of 31 riders for a week. Everything that we bring must have a purpose and a place. That is why the size of your crate is so important. If your crate is too long by an inch it may not fit where we need to load it. If it is an inch too tall we may not be able to stack a crate on top of yours. That is why we must have your cooperation with the size of your crate.

The following requirements must be met for your crate to be accepted and loaded into the ISDE Container for shipment to Italy. All your gear must be inside of your crate, no loose items.

Crate Size: This must be adhered to or your crate may not be accepted. For those of you that have been to a recent ISDE, you know how tightly the container is packed. Everything from the shelves and workbench in the container are designed with these size constraints in mind.

Full Size Crate: Your crate may be no larger than 74" long X 24" wide X 45" high (includes skids of at least 1 ½" in height)*.

**These are all outside dimensions.*

Construction: Wood must be pressure treated to meet restrictions of the host country. Failure to do so could result in your crate being held at that country's customs office. Aluminum is the perfect material to build your crate from. It is strong, light and there are no worries about insects or contaminants in the wood.

Steel may be used in the frame of your crate, but no steel sheets or plates. The weight of steel makes your crate difficult to load and unload. Loading and unloading in the USA is done with a fork lift, at the race site it is manual labor – you and the other riders. Keep it light!

Appearance: We are going to the world's premier off-road race and will be competing with the best riders from over 30 countries. We need to show some national pride and the crates are one way to do that. A professional red, white and blue motif is preferred, or bare aluminum. No rattle-can paint jobs, no graffiti, just American pride!

Penalties: If you choose to ignore the above requirements for your crate, your crate may not be loaded into the container.

Crate color scheme design: The USA decal will be provided to you by Paul Bucher and Elizabeth Scott Community.

Crate Paint Design →



Container Packing List and Customs:

The packing list that you provide will be used to create the Customs Pro Forma Invoice. Shipped motorcycles must be returned to the USA or additional fees, penalties and duties could apply.

Your packing list must be submitted in Microsoft Excel spreadsheet (see the example below) and must include the country of origin and a value. Personal clothes can be listed as "Personal Clothing" as one line item, the same with your riding gear. I would suggest listing your boots and helmets as separate line items. Your hand tools can be grouped together and listed as "Tools of the Trade". Any power tools or any item with a serial number must be listed separately along with the serial number. Do not list any food items. Anything that will be consumed like oils and grease must be on a separate list. **Everything on the packing list must come back to the USA or there will be fees/fines levied against you by the US Customs Service and this will delay the container in Customs.**

Email the completed list by **June 21st** to Michael Jolly at: mjolly@ama-cycle.org

MS EXCEL Spreadsheet Layout: Please use this layout when creating your Container Load List for customs. A templet will be emailed to you.

Name:

*Do not include food items • List consumable items like oil and grease on a separate list
•List large and/or expensive items separately • Include serial numbers if available*

Description	Quantity	Weight Lbs.	Value USD \$	Serial Number (if available)	Two Letter Country of Origin Code
Personal Clothing - items	12	30	400		US
Riding Gear - set	1	36	625		US
Boots - pair	2	18	650		US
Arai Helmet	2	12	850		US
Tools of the Trade	1	150	1500		US
CP Pneumatic Impact Wrench	1	7	250	987654321	US
Makita Cordless Drill	1	6	150	123456789	JP
Air Filters	4	2	40		CN
CZ Chains	3	9	270		CZ
Motorcycle Stand	1	20	80		US
Kenda Tires	8	40	350		CN
2015 KTM 300 EXC Motorcycle	1	235	5500	ktm555223687942	AT

ISO Country of Origin Codes - If in doubt, use US

at	Austria	hk	Hong Kong	pr	Puerto Rico
au	Australia	id	Indonesia	pt	Portugal
be	Belgium	it	Italy	ru	Russian Federation
ch	Switzerland	jp	Japan	se	Sweden
cn	China	kr	South Korea	sg	Singapore
cz	Czech Republic	mx	Mexico	si	Slovenia
de	Germany	nl	Netherlands	tw	Taiwan
dk	Denmark	no	Norway	uk	United Kingdom
fi	Finland	nz	New Zealand	us	United States
fr	France	ph	Philippines		
gb	Great Britain	pl	Poland		

Special Thanks to:

Antti Kallonen

Robert Pearce

Jay Hall

Paul Bucher

Mandi Mastin

Dave Chamberlain

Jeff Fredette

ISDE Advisory Board

&

All the Supporters of the U.S. ISDE Team!

